





**!** Vehicle and part must be at 16°C or 60°F or more before installation.

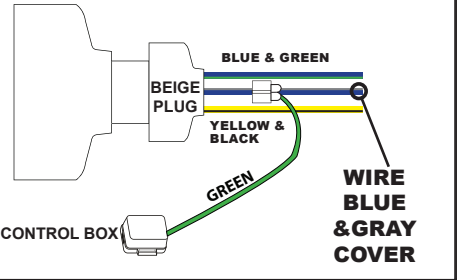
Keep the vehicle and parts in an environment that is within the recommended installation temperature range for 4 hours.

**1** INSTALLATION DRL TO BATTERY



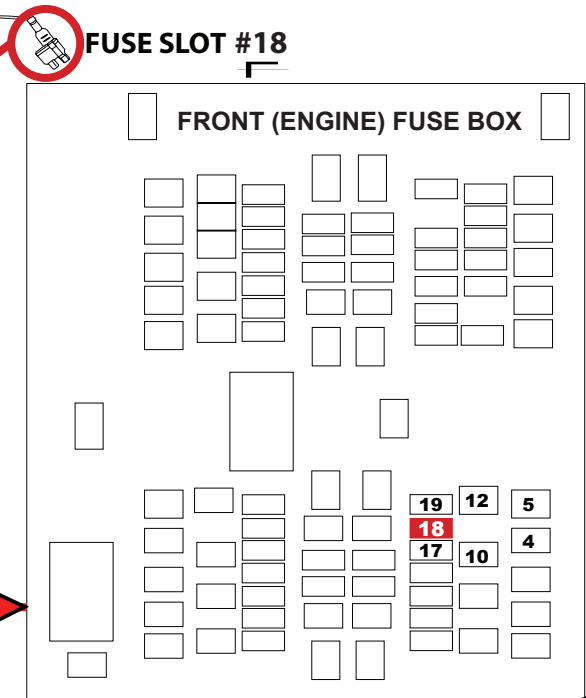
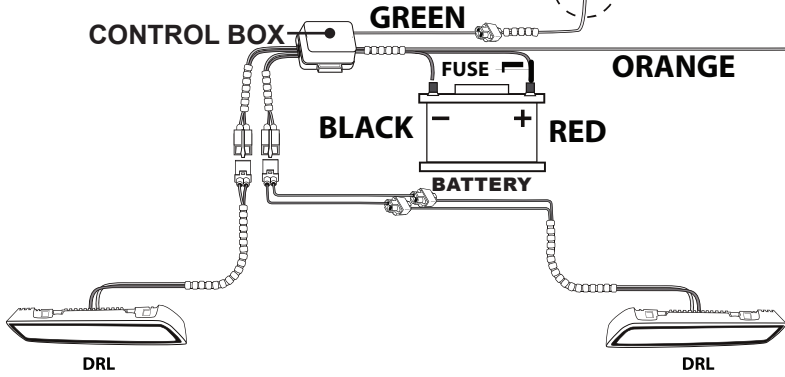
**A**  
IF NECESSARY  
REMOVE AIR  
INTAKE TO  
ACCESS THE  
DRIVER'S HEAD  
LIGHT SIDE

MARKER LIGHT  
DRIVER'S SIDE



- ORANGE: CABLE CONNECTED TO IGNITION (+) POSITIVE(+) FEED ON FUSE BOX OR WIRE
- BLACK: BATTERY NEGATIVE(-)
- RED: BATTERY POSITIVE(+)
- GREEN: HEAD LIGHTS (+)

MARKER LIGHT



ADD-A-CIRCUIT

